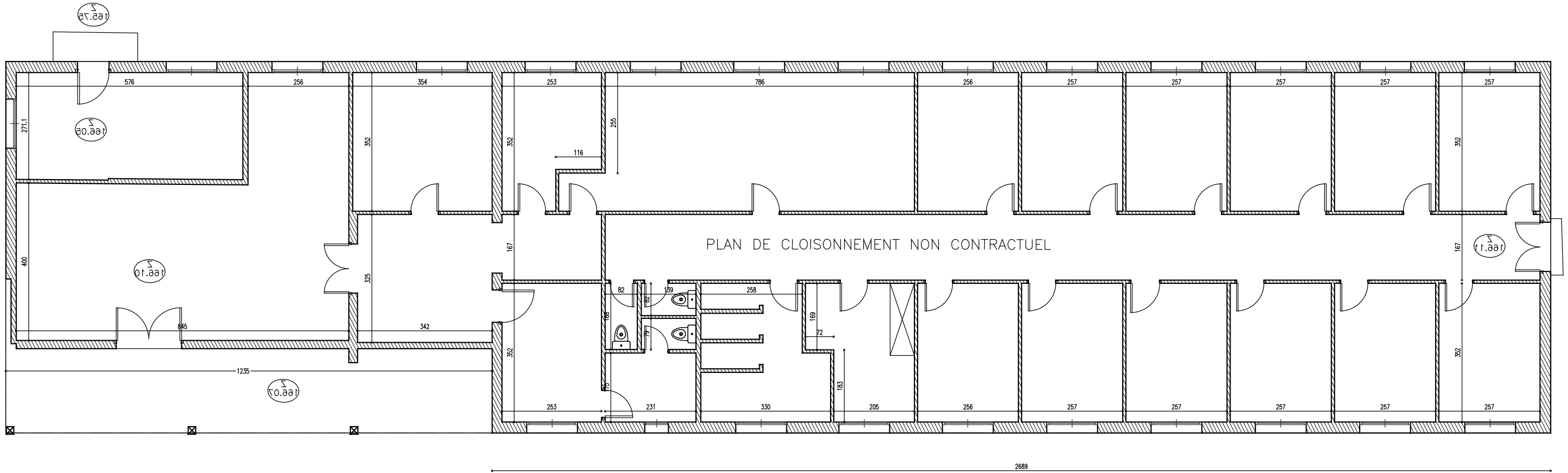







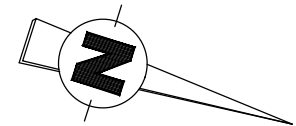
3924



# BATIMENTS TYPE 1: LOGEMENTS

## Légende

-  Mur - Cloison
-  Portes
-  Fenêtres
-  Menuiserie
-  Altitude plancher



**Yvelines**  
Le Département

DEPARTEMENT  
DES YVELINES  
D.P.I.C  
S.G.

470 DOMAINE DE MONTLIEU EMANCE  
REZ-DE-CHAUSSEE BAT R

Le: MAI 2015

Ech.: 1CM/M